

Prior to becoming a registered member, searches may be done by using your applicable network: BlueChoice Select (BCS)

# Provider Finder<sup>®</sup>

## How to Find Providers as a Guest

To get the most accurate results based on your plan, use the **Member Login**.

### Where to Start

A. Go to [bcbsil.com](https://bcbsil.com)

B. Select **Find Care**

C. Select **Find a Doctor or Hospital**

Central Illinois Educators employees have access to the BCS - Blue Choice Select network.

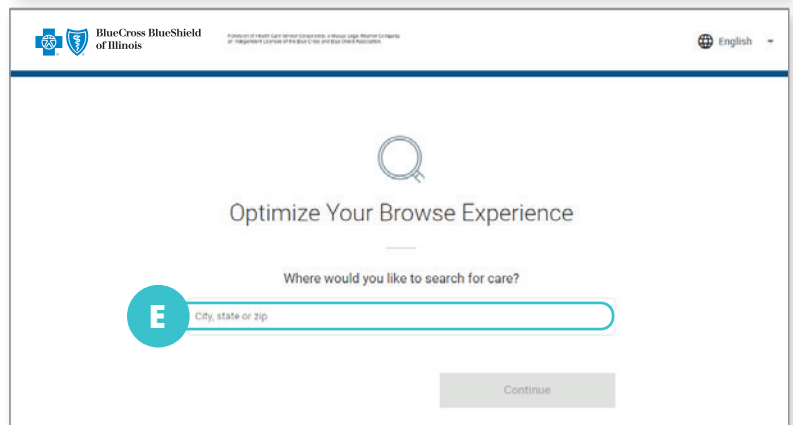
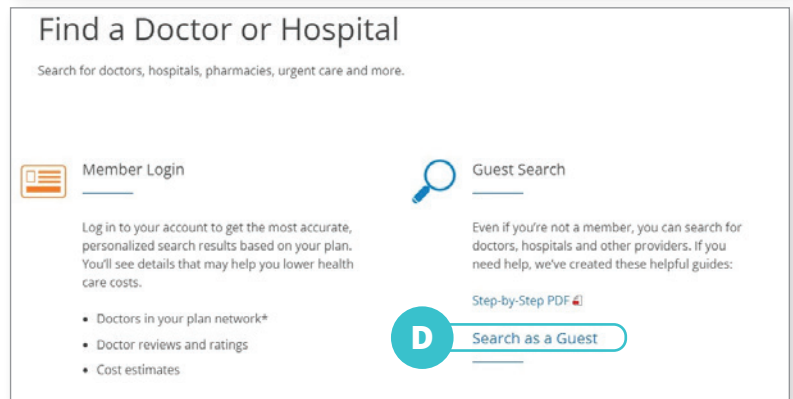
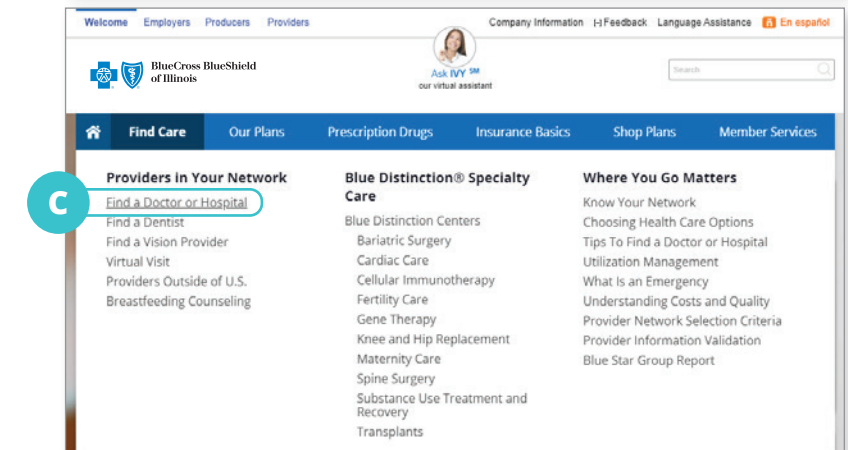
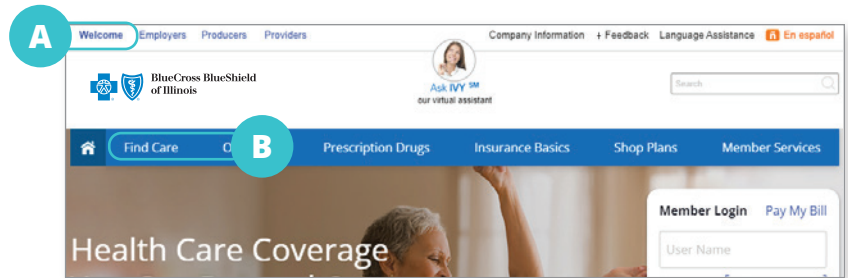
Students and out of state members may use the PPO network except for Indiana & Missouri

D. **Search as Guest** to find providers when shopping for a health plan

### Enter the Location Where You Want to Search for a Provider

E. Enter any of the following under **Optimize Your Browse Experience**:

- City
- State
- ZIP Code





**CIE Network: BlueChoice Select:**

when searching in Illinois

**Out of State Search:**

Use Participating Provider Organization

**If you know your Plan/Network, then narrow search to show only in-network providers**

F. Select **plan/network** from the drop down list (skip to Step K)

**If you do not know your Plan/Network Narrow Search**

G. Select **Find your plan/network by answering a few short questions**

**Answer the following questions**

H. Select **How do you get your insurance?**

I. Select **What state do you live in?**

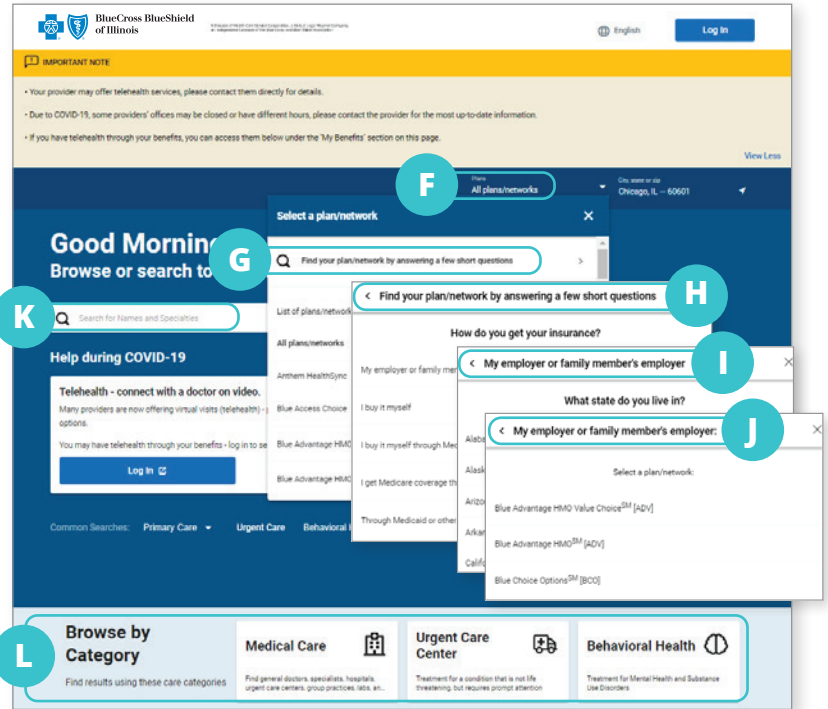
**Select a Plan**

J. Select **Select a plan/network**

**Complete at Least One of the Following**

K. Search for **specific names or specialties**

L. Select a category from the **Browse by Category** tiles



**More Focused Results**

Searching all plans/networks will sort by distance. Select a particular plan/network to sort by best match.

M. Select **Accepting New Patients** or adjust distance from selected location

N. Select the provider you wish to view

O. View **Plans/Networks Accepted**

